



inside

Butcher Block Countertops.....47

Cabinet Doors.....49

Cabinet Hinges51

Closet Materials.....52

Closet Shelving53

Cutting Boards.....48

Drawer & Cabinet Products50

Emmet’s Good Stuff & Elixer48

Finger Joint Mouldings20

Hardwood Mouldings5

Hardwood Moulding Index54

Lumber Inventory 1

MDF Mouldings25

Panel Inventory3

Plywood Inventory4

Stair Products.....44



ORDERING TERMS AND CONDITIONS

Trade Customs

Mayan Hardwood, Inc. is a member of the National Hardwood Lumber Association; the governing body that has established the rules and regulations for grading hardwood lumber. The hardwood lumber grades represent percentages of clear cutting available on the board and in no case is there a "clear (defect-free) grade" in hardwood lumber. For more information on how lumber is graded go to www.nhla.com/rules.

We buy hardwood lumber in random widths and random lengths. Selling specified widths and lengths requires greater labor and large inventories, resulting in higher costs. Be prepared to pay more for specified widths and lengths. We believe it is in your best interest to discuss with a Mayan Hardwood representative on how to use random widths and lengths.

Lumber does shrink and defects may occur during the drying process. You receive your lumber graded and tallied net after kiln drying. No shrinkage values are added. Lumber may be surfaced on two sides to varying thicknesses, but it is still tallied on the normal board footage basis, i.e., S2S 1-3/4" is measured as 8/4. Surfaced lumber less than 1" is tallied on a surface measure basis. Straight line ripped lumber is rarely longer than 10'-12' and may lose as much as 12% to 15% or more at the rip saw and is tallied and sold on the gross nominal measurement. Moulded items are sold on a lineal foot basis.

All of our lumber, plywood, and mouldings are sold unfinished and without treatment unless otherwise stated.

Stock quantities vary between warehouses. Please call to check availability.

Plywood Advisory

Plywood products, import and domestic, consist of various layers of veneers that can be easily damaged in the finishing processes. We are not responsible for any damage caused to such products during the actions of sanding, drilling, cutting, and staining. These actions can lead to splitting, cracking, and creases of the plywood products.

Ordering Procedure

Errors can be very costly to you and to us. To avoid mistakes, we ask that you be as specific as possible about your needs. Written purchase orders help prevent misunderstandings. Allow two working days between order date and ship date for stock products. If you have any questions or concerns, please consult with a sales representative. Orders that require custom milling and non-stock products may not be

cancelled after approval by both the seller and customer. We reserve the right to require, at least, a 50% advance payment on special orders.

Credit Terms

For qualified customers, we are pleased to establish a credit limit to meet your business needs. Our normal credit terms are 1% discount if paid in 10 days or net 30.

Delivery

For your convenience, delivery services are available in the Tri-County area including Los Angeles County for a delivery fee, however, your order may qualify for a free delivery. Please consult with your sales representative for more information.

Claims

Inspect material immediately upon arrival. After five working days, no claims will be allowed. If, upon inspection, you have questions regarding a difference between what was ordered and what was received, immediately contact your sales representative or inside sales department. Do not return anything without prior written authorization.

Returns

For your convenience, we will attempt to accommodate you by accepting return of stock material that was over ordered or mistakenly ordered, if returned within 90 days of purchase. The material must be returned in the same state as it was received and is subject to a 25% handling charge. Special order items may not be returned.

Technical Assistance

Samples and more technical product information may be obtained through any of our representatives or by contacting our order desk.

Unforeseeable Circumstances

Seller shall not be liable for any delay in or impairment of timely performance which is caused, in whole or in part, from fire, flood, sustained unseasonable weather, or other catastrophic event or casualty events, riots, embargo strike, lockout, governmental appropriation or allocation, or martial law, inability or shortage of usual means of transportation, failure of supply of goods or materials, or any other circumstances of commercial impracticability beyond the control of the seller.



Surfaced Lumber - Random Width & Length

Thickness In Stock	Finished (Pre-surfaced)	3/8 (4/4)*	1/2 (4/4)*	13/16 (4/4)	1 Net (5/4)	1-1/4 (6/4)	1-13/16 (8/4)
Alder			✓	✓	✓	✓	✓
Alder - Knotty				✓			
Afrormosia (Sub. for Teak)				✓			
Basswood				✓			✓
Beech - European Steamed				✓	✓	✓	✓
Birch - Natural				✓			
Bubinga				✓			
Cedar - Aromatic				✓			
Cedar - Spanish (Humidors)		✓		✓			
Cherry			✓	✓	✓	✓	✓
Hickory/Pecan				✓			
Hickory/Pecan Rustic				✓			
Iroko				✓			
Mahogany - African				✓	✓	✓	✓
Maple - Birdseye & Curly				✓			
Maple - 1&2 White Hard				✓	✓	✓	✓
Maple - Natural Hard			✓	✓			
Maple - White Soft				✓			
Maple - Natural Soft				✓			
Padauk				✓			
Poplar			✓	✓	✓	✓	✓
Purple Heart				✓			✓
Red Oak - Plain Slice			✓	✓	✓	✓	✓
Sapele				✓	✓	✓	✓
Teak - Burmese				✓			✓
Walnut			✓	✓	✓	✓	✓
Walnut - Rustic				✓			
White Oak - Plain Slice				✓	✓	✓	✓
White Oak - Rustic				✓			
White Oak - Rift & Quarter				✓			
Wenge				✓			✓
Yellow Heart				✓			
Zebra				✓			

*Price is based on surface measure.

Most species are available in different grades including FAS and #1 COMMON.

Our hardwood lumber is usually received in the rough, then surfaced (S2S) & straight-lined one edge.

If you prefer lumber in the rough or have a special request, such as other thicknesses, please contact one of our sales representatives.

NHLA member since 1989.



LUMBER INVENTORY

Dimensional Lumber Surfaced 4 Sides (S4S)

Hardwoods (Actual Size)	Size 13/16 x 1-1/2 x	1X2 1-1/2	1X3 2-1/2	1X4 3-1/2	1X6 5-1/2	1X8 7-1/4	2x6 5-1/2
Alder		✓	✓	✓	✓		
Ipe (Exterior Decking)					✓		✓
Maple Hard		✓	✓	✓	✓		
Poplar		✓	✓	✓	✓	✓	
Red Oak - Plain Slice		✓	✓	✓	✓		

Softwoods (Actual Size)	Size 3/4 x 1-1/2 x	1X4 3-1/2	1X6 5-1/2	1X8 7-1/4	1X10 9-1/4	1X12 11-1/4	2X6 5-1/2	2X12 11-1/4
Doug Fir - Mixed Grain C&BTR		✓	✓	✓	✓	✓	✓	✓
Doug Fir - Vertical Grain C&BTR		✓	✓	✓	✓	✓	✓	
Pine - #2CM		✓	✓	✓	✓	✓		✓
Pine - C&BTR		✓	✓	✓	✓	✓		
Pine - Finger Joint						✓		
Cedar - Western Red C&BTR		✓	✓	✓		✓	✓	

Lumber in the Rough

Softwoods	Size	2X4	2X5	2X6	2X8
Cedar - Western Red C&BTR		✓		✓	✓
Doug Fir Vertical Grain		✓	✓	✓	



Panels 4X8	Thickness	1/8	1/4	3/8	1/2	5/8	3/4	1 Net
Masonite			✓					
MDF		✓	✓*	✓	✓*	✓	✓*	✓
MDF - Ultra Lite					✓*		✓*	✓
MDF - Beaded 2", 3", & 4" On Center (Primed)			✓					
Melamine Black 2-S			✓				✓	
Melamine Gray Dark (2-Sided)			✓				✓	
Melamine Hardrock Maple (2-Sided)			✓		✓	✓	✓	
Melamine White (2-Sided)			✓		✓	✓	✓*	✓
Melamine White (1-Sided)							✓	
Particle Board							✓	
Slatwall (White, Gray, Hardrock Maple)							✓	
Vinyl - White & Hardrock Maple (1-Sided)			✓					

*Also stocked in 4'x10' sheets.

Extra Panels Designed for exterior use	2'X16'	4'X16'	4'X8'
Thickness			
1/2"	✓	✓	✓
5/8"			✓
3/4"	✓	✓	✓
1"	✓	✓	✓
1-1/4"	✓		✓

Size tolerance can be up to $\pm 1/16"$.



PLYWOOD INVENTORY

Please note, plywood sheets are 4'x8' unless stated otherwise.

Domestic Plywood (Unfinished)	1/4	3/8	1/2	5/8	3/4	1 Net
ACX			✓		✓	✓
Alder	✓		✓		✓	
Alder - Knotty	✓				✓	
Beech	✓				✓	
Birch - Natural (C-2)			✓		✓	
CDX			✓	✓	✓	
Cherry	✓				✓	
Doug. Fir	✓				✓	
Europly (Maple Multi-Ply)			✓		✓	
Hickory/Pecan	✓				✓	
Maple - Hard (C-2 WPF)	✓*		✓		✓*	✓
Maple - Hard: Plain Sliced (A-1)	✓				✓	
Marine Ply			✓		✓	
Pine - Knotty	✓				✓	
Red Oak - Plain Sliced	✓		✓		✓	
Sapele	✓				✓	
Teak					✓	
Walnut	✓				✓	
White Oak - Plain Sliced					✓	
White Oak - Quartered					✓	
White Oak - Rift	✓				✓	

*Also stocked in 4'x10' sheets.

Domestic Plywood (Prefinished)	1/4	3/8	1/2	5/8	3/4
Europly (Multi-Ply)			✓		✓
Maple (2-Sided)	✓		✓	✓	✓
Maple (1-Sided)	✓				✓

Import Plywood (Unfinished)	1/8	1/4	3/8	1/2	5/8	3/4
Baltic Birch (5'x5')	✓	✓	✓	✓	✓	✓
Baltic Birch (4'x8')		✓		✓	✓	✓
Birch	✓	✓		✓		✓
Bender Board (4'x8' & 8'x4')	✓		✓			
Cedar - Aromatic		✓				
Cherry		✓				✓
Luan	✓					
Red Oak	✓	✓				
White Oak		✓				
Teak		✓				
Walnut		✓				✓


Import Plywood (Prefinished)	1/4	3/8	1/2	5/8	3/4
Baltic Birch (5x5)			✓		
Baltic Birch (4x8)		✓	✓	✓	✓
Birch	✓		✓		✓

Please note, size tolerance can be up to ± 1/16".




Casing

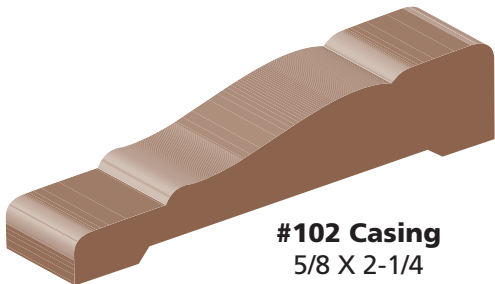
See index for Multiple Species
—Pictures are not to scale—
Size tolerance can be up to $\pm 1/16$ "



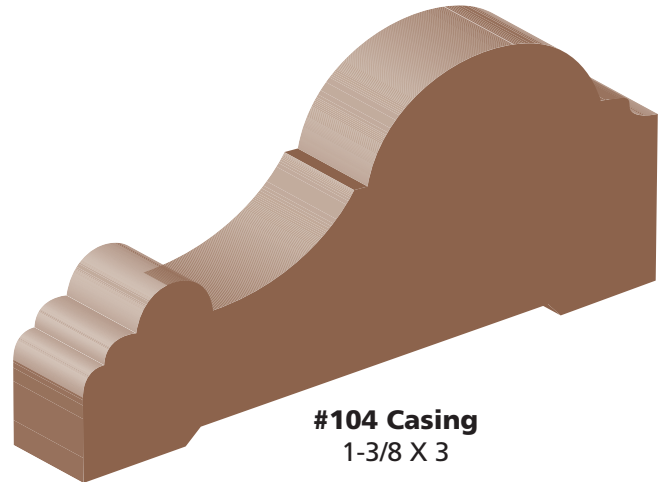
#100 Casing
5/8 X 1-5/8




#101 Casing
5/8 X 2-1/2



#102 Casing
5/8 X 2-1/4



#104 Casing
1-3/8 X 3




#107 Casing
3/4 X 4



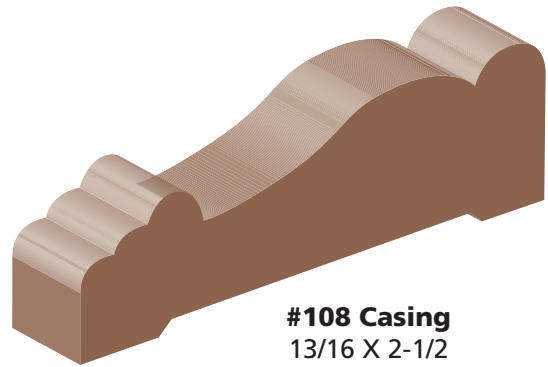
HARDWOOD MOULDING

Casing

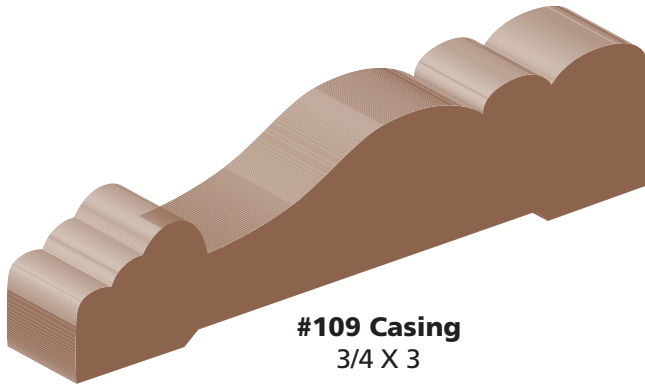
See index for Multiple Species
—Pictures are not to scale—
Size tolerance can be up to $\pm 1/16$ "




#107B Casing
5/8 X 3-1/2



#108 Casing
13/16 X 2-1/2



#109 Casing
3/4 X 3




#111 Casing
13/16 X 2-3/4




Base


Bullnose corners available in Oak and paint grade
See index for Multiple Species
—Pictures are not to scale—
Size tolerance can be up to $\pm 1/16''$




#201 Base
3/8 X 2-1/2



#202 Base
7/16 X 3-1/2



#203 Base
1/2 X 4-1/2




#204 Base
5/8 X 4




HARDWOOD MOULDING

Base


Bullnose corners available in Oak and paint grade
See index for Multiple Species
—Pictures are not to scale—
Size tolerance can be up to $\pm 1/16$ "




#205 Base
9/16 X 5



#206 Base
3/4 X 3-1/2



#207 Base
3/4 X 4-1/2




#210 Base
3/4 X 5-1/4




Base


Bullnose corners available in Oak and paint grade
See index for Multiple Species
—Pictures are not to scale—
Size tolerance can be up to $\pm 1/16$ "



#212 Base
5/8 X 5-1/4



#225 Base
5/8 X 5-1/4



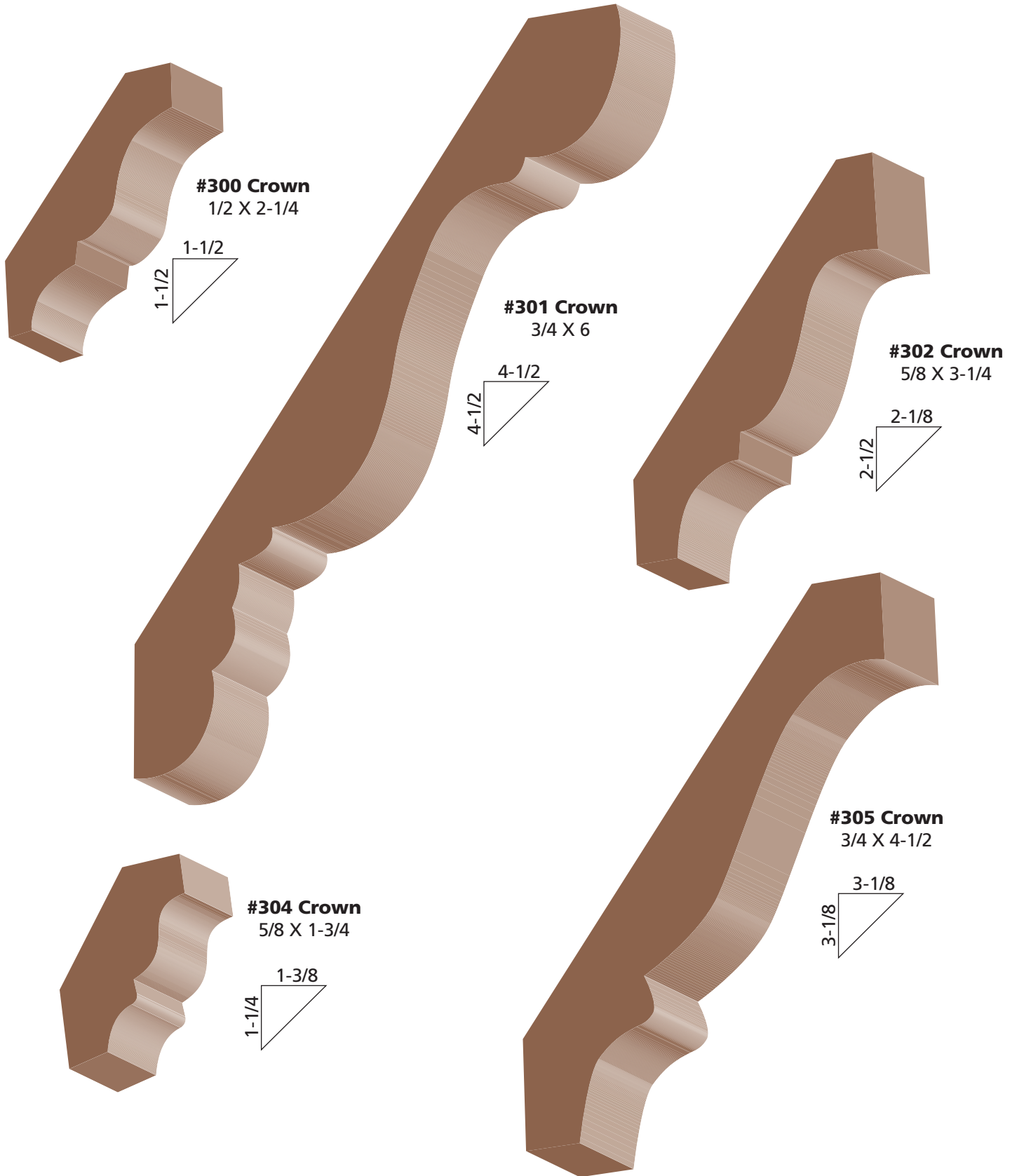
#225-A Base
5/8 X 4-1/4



HARDWOOD MOULDING

Crown

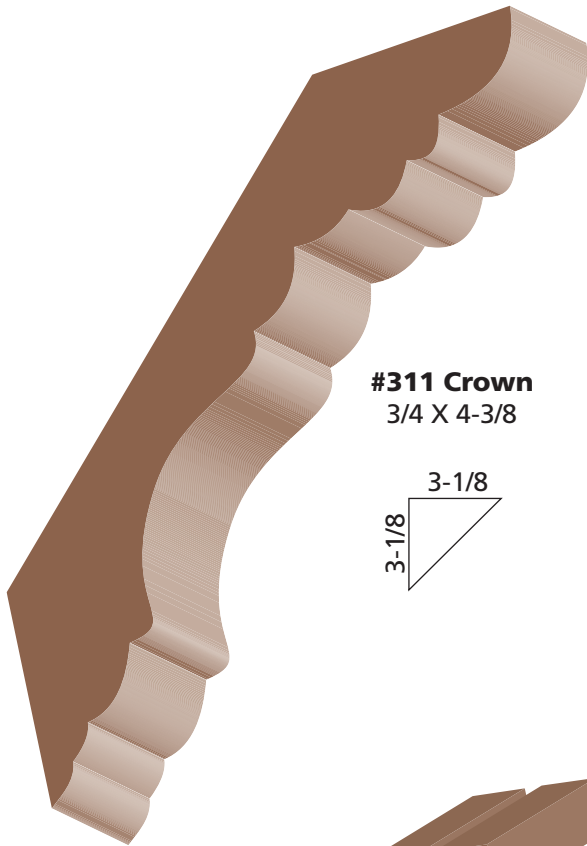
See index for Multiple Species
—Pictures are not to scale—
Size tolerance can be up to $\pm 1/16''$




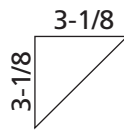


Crown


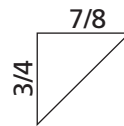
See index for Multiple Species
 —Pictures are not to scale—
 Size tolerance can be up to $\pm 1/16''$




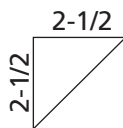
#311 Crown
 $3/4 \times 4-3/8$



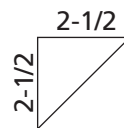
#313 Crown
 $3/4 \times 7/8$



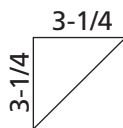
#314 Crown
 $9/16 \times 3-3/8$



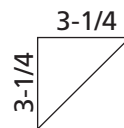
#316 Crown
 $3/4 \times 3-3/8$



#315 Crown
 $7/8 \times 4-1/2$



#317 Crown
 $7/8 \times 4-1/2$






HARDWOOD MOULDING

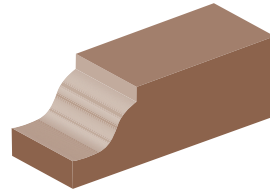
Plant-On

See index for Multiple Species
—Pictures are not to scale—
Size tolerance can be up to $\pm 1/16$ "




#401 Door Stop
3/8 X 1-1/4

#401A Door Stop
1/2 X 1-1/2




#402 Door Stop
3/8 X 1-1/4

#402A Door Stop
1/2 X 1-1/2




#404 Cove
1/2 X 1/2

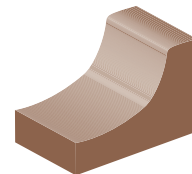
#407 Cove
3/4 X 3/4




#405 Outside Corner
1-1/8 X 1-1/8



#406 Outside Corner
1 X 1



#407B Cove
1/2 X 3/4




#408 Outside Corner
3/4 X 3/4




Plant-On


See index for Multiple Species
—Pictures are not to scale—
Size tolerance can be up to $\pm 1/16$ "




#409 Quarter Round
3/4 X 3/4




#410 Quarter Round
1/2 X 1/2




#411 Base Shoe
3/8 X 3/4




#411-A Base Shoe
1/2 X 3/4




#412 Nose & Clove
1/2 X 3/4



#413 Plant-On
3/8 X 1-3/8



#414 Plant-On
5/8 X 1-1/4




#415 Plant-On
13/16 X 1-1/2




Plant-On


See index for Multiple Species
—Pictures are not to scale—
Size tolerance can be up to $\pm 1/16$ "




#415A Plant-On
3/4 X 1




#416 Scribe
3/16 X 3/4



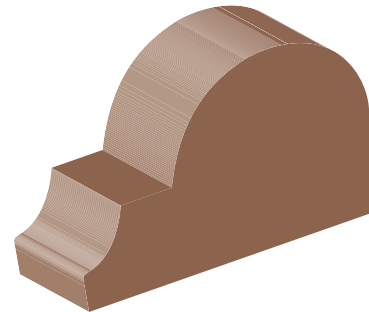
#417 Clover
3/8 x 3/4




#419 Parting Bead
5/16 X 13/16




#421 Batton
1/4 X 3/4



#422 Nose & Cove
1 X 1-1/2



#423 Nose & Cove
7/8 X 1



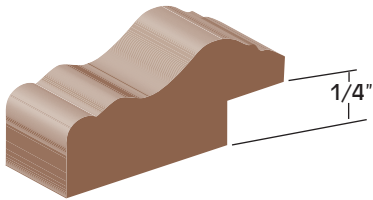
#431A Fillet
1/4 X 1-1/4

#431B Fillet
1/4 X 1-3/4

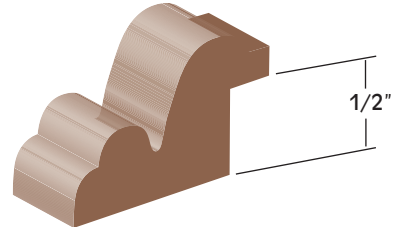


Rabbeted Mouldings

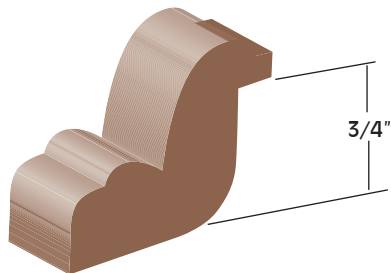
See index for Multiple Species
—Pictures are not to scale—
Size tolerance can be up to $\pm 1/16$ "



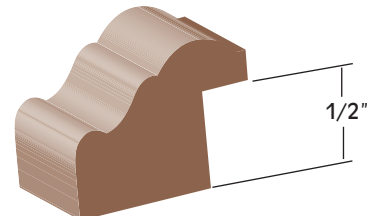
#413A Rabbeted Panel Mould
5/8 X 1-3/8



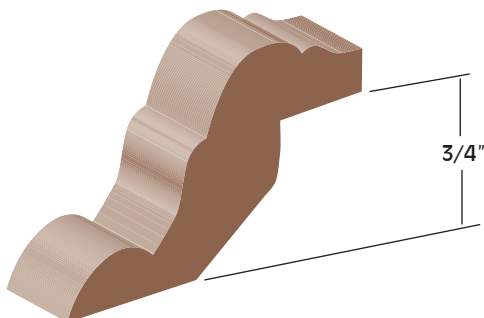
#420 Rabbeted Panel Mould
3/4 X 1-1/4



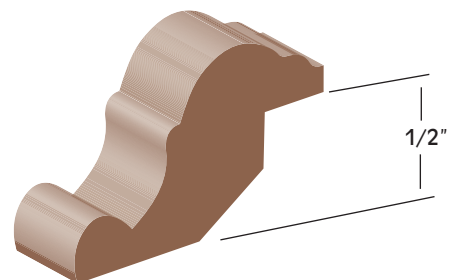
#425 Rabbeted Panel Mould
1 X 1-1/4



#426 Rabbeted Panel Mould
3/4 X 1



#429 Rabbeted Panel Mould
3/4 X 2-1/8



#430 Rabbeted Panel Mould
3/4 X 1-3/4




Chair Rail

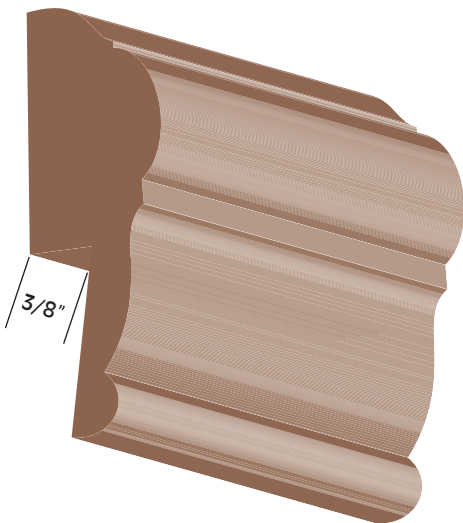
See index for Multiple Species
—Pictures are not to scale—
Size tolerance can be up to $\pm 1/16$ "




#104 Casing/Chair Rail
1-3/8 X 3



#501 Chair Rail
5/8 X 2-1/2



#502 Rabbeted Chair Rail
13/16 X 2-1/4

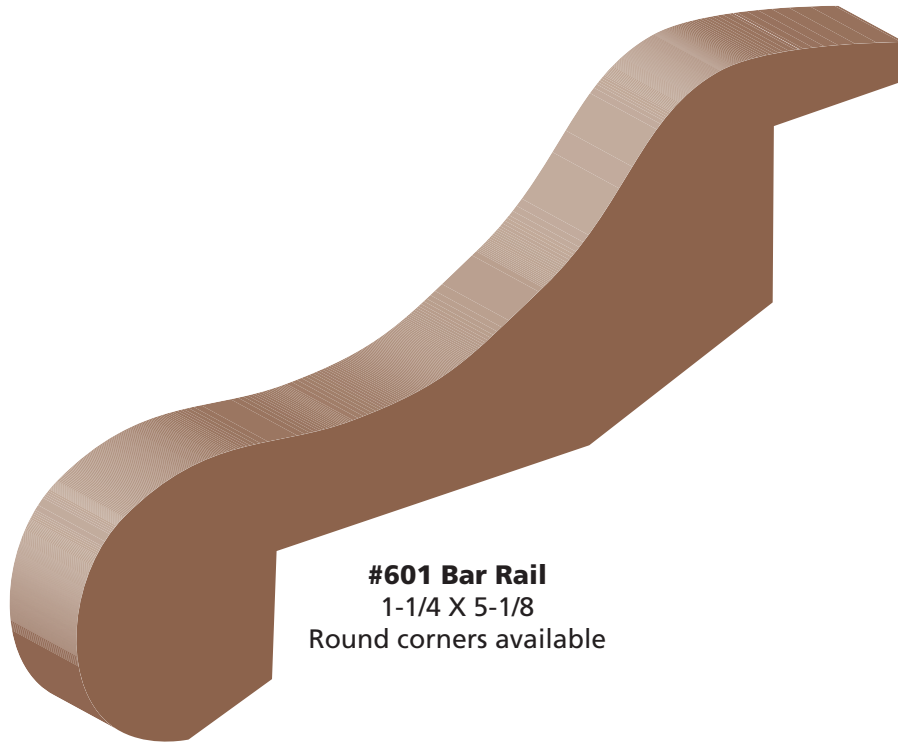


#503 Chair Rail
1/2 X 2



Bar Rail


See index for Multiple Species
—Pictures are not to scale—
Size tolerance can be up to $\pm 1/16''$



#601 Bar Rail
1-1/4 X 5-1/8
Round corners available

Astragal

See index for Multiple Species
—Pictures are not to scale—
Size tolerance can be up to $\pm 1/16''$




#606 Flat Astragal
3/4 X 1-5/8



Tongue & Groove Paneling

See index for Multiple Species
—Pictures are not to scale—
Size tolerance can be up to $\pm 1/16$ "



1x6 Tongue & Groove

3/4 X 5-1/2

V-Groove/Butt Joint


1x4 VG Doug. Fir T&G

3/4 X 3-1/2

Butt Joint



Reversible




#710 Beaded Paneling/V-Groove

3/8 X 3-1/2 Tongue & Groove



T-Moulding


See index for Multiple Species
—Pictures are not to scale—
Size tolerance can be up to $\pm 1/16$ "



Flooring T-Mould
1/2 X 2

Sill

—Pictures are not to scale—
Size tolerance can be up to $\pm 1/16$ "



Red Oak Sill
1-1/4 X 7-1/4




FINGER JOINT MOULDINGS

Base


All are available in Flexible Moulding
See index for Multiple Species
—Pictures are not to scale—
Primed Pine



FJP 118-4 9/16 X 4-1/4




FJP 304A 3/8 X 2-1/4
Streamline Base



FJP 305A 7/16 X 2-1/2
Streamline Base



FJP 307A 7/16 X 3-1/2
Streamline Base




FJP 311 7/16 X 3-1/2



Base


See index for Multiple Species
 —Pictures are not to scale—
 Primed Pine




FJP 314-3 9/16 X 3-1/4
FJP 314-4 9/16 X 4-1/4
FJP 314-5 9/16 X 5-1/4



FJP 318-4 9/16 X 4-1/4



FJP 387-3 7/16 X 3-1/2
FJP 387-4 1/2 X 4-1/2
FJP 387-5 1/2 X 5-1/2
FJP 387-6 5/8 X 6



FJP 328-5 9/16 X 5-1/4



FINGER JOINT MOULDINGS

Stucco


All are available in Flexible Moulding
See index for Multiple Species
—Pictures are not to scale—
Primed Pine



FJP 612A 1-1/4 X 2
Eastern Brick Mould without Stucco Key



FJP 612B 1-1/4 X 2
Eastern Brick Mould with Stucco Key



FJP 953A 3/4 X 1-1/4 **Stucco Mould**




Casing

All are available in Flexible Moulding
See index for Multiple Species
—Pictures are not to scale—
Primed Pine



FJP 102A 5/8 X 1-5/8




FJP 108 5/8 X 2-1/2




FJP 120 9/16 X 2-1/4



FJP 139 9/16 X 3-1/4



FJP 150 5/8 X 2-1/2



FJP 152 11/16 X 2-1/4



FINGER JOINT MOULDINGS

Stops

All are available in Flexible Moulding
—Pictures are not to scale—
Primed Pine



FJP 202A 3/8 X 1-1/4 **2 Rounded Edge Stop**



FJP 209A 1/2 X 1-1/2 **1 Rounded Edge Stop**

S4S


All are available in Flexible Moulding
—Pictures are not to scale—
Primed Pine



- FJP S4SPR1X2** 11/16 x 1-1/2
- FJP S4SPR1X3** 11/16 x 2-1/2
- FJP S4SPR1X4** 11/16 x 3-1/2
- FJP S4SPR1X6** 11/16 x 5-1/2
- FJP S4SPR1X8** 11/16 x 7-1/4

Base Shoe

—Pictures are not to scale—
Primed Pine



FJP PR300 1/2 X 3/4 **Base Shoe**



FJP PR504 11/16 X 11/16 **Quarter Round**



Primed Casing

All are available in Flexible Moulding
—Pictures are not to scale—



MDF CASE102M 9/16 X 1-5/8 **STREAMLINE**
7 FOOT ONLY



MDF CASE107M 9/16 X 1-5/8 **#711**
7 FOOT ONLY



MDF CASE108M 5/8 X 2-1/2 **#711**



MDF CASE110M 5/8 X 2-1/2 **3-STEP**



MDF CASE119M 11/16 X 2-7/8 **COLONIAL**



MDF CASE120M 9/16 X 2-1/4 **2EE**



MDF CASE122M 3/4 X 2-3/4 **2 EASED EDGES**



MDF CASE125M 11/16 X 2-7/8 **NEWPORT**



MDF MOULDINGS

Primed Casing

All are available in Flexible Moulding
—Pictures are not to scale—



MDF CASE127M 5/8 X 3 **NEW HAMPSHIRE**



MDF CASE128M 11/16 X 2-1/2 **BEL AIR**



MDF CASE129M 3/4 X 3-1/4 **BEL-AIR**



MDF CASE139M 11/16 X 3-1/4
2 RADIUS EDGES



MDF CASE140M 7/8 X 4-1/4 **TUSCANY**



MDF CASE150M 5/8 X 2-1/2 **CAPE COD**



Primed Casing

All are available in Flexible Moulding
—Pictures are not to scale—



MDF CASE152M 5/8 X 2-1/4 #356



MDF CASE155M 11/16 X 3-1/2 CAPE COD



MDF CASE158M-3 9/16 X 3-3/8 5 FLUTE & REEDED (REVERSABLE)



MDF CASE159M 1 X 2-1/2 HERMOSA



MDF CASE160M 1-3/16 X 3-1/4 HERMOSA



MDF CASE161M 11/16 X 3-1/4 CAMBRIDGE



MDF MOULDINGS

Primed Casing

All are available in Flexible Moulding
—Pictures are not to scale—



MDF CASE164M 1-1/4 X 2-1/2 **BELL COURT**



MDF CASE165M 11/16 X 3 **#275**



MDF CASE168M 3/4 X 2-5/8 **CRESCENT**



MDF CASE169M 11/16 X 2-1/2 **TUDOR**



MDF CASE176M 11/16 X 3-1/4 **#356**



MDF CASE195M 9/16 X 2-1/4 **CLAMSHELL**



Primed Base

All are available in Flexible Moulding
Radius corners available
—Pictures are not to scale—



MDF BASE118M-3
9/16 X 3-1/2 **COLONIAL**

MDF BASE118M-4
9/16 X 4-1/4 **COLONIAL**



MDF BASE304M
3/8 X 2-1/4
STREAMLINE



MDF BASE307M
9/16 X 3-1/2
BULLNOSE



MDF BASE313M
7/16 X 3-7/8 **CAPE COD**



MDF BASE310M
3/8 X 2-1/2 **#711**


MDF BASE311M
3/8 X 3-1/2 **#711**



MDF MOULDINGS

Primed Base

All are available in Flexible Moulding
Radius corners available
—Pictures are not to scale—



MDF BASE314M-3
9/16 X 3-1/4 #623



MDF BASE314M-5
9/16 X 5-1/4 #618



MDF BASE318-5
9/16 X 5-1/4 CAPE COD



MDF BASE318M
9/16 X 4 CAPE COD

MDF BASE314M-4
9/16 X 4-1/4 #623



Primed Base

All are available in Flexible Moulding
Radius corners available
—Pictures are not to scale—



MDF BASE320M
1/2 X 3-1/4 #356



MDF BASE321M-4
1/2 X 4-1/8 3-STEP



MDF BASE324M
9/16 X 3-3/4 HERMOSA



MDF BASE325M-4
9/16 X 4-1/2 #175



MDF MOULDINGS

Primed Base

All are available in Flexible Moulding
Radius corners available
—Pictures are not to scale—



MDF BASE326M
9/16 X 4-1/4 **CRESCENT**



MDF BASE327M
9/16 X 4-1/2
NEW HAMPSHIRE



MDF BASE328M-6
9/16 X 6-1/8 **COLONIAL**



MDF BASE329M
9/16 X 3-7/8 **NEWPORT**



Primed Base

All are available in Flexible Moulding
Radius corners available
—Pictures are not to scale—



MDF BASE330M
9/16 X 5 **NEWPORT**



MDF BASE335M
7/16 X 3-1/2 **MONTEREY**



MDF BASE338M-5
9/16 X 5-1/4 **#175**



MDF BASE339M
9/16 X 3-1/2 **CRESCENT**



MDF MOULDINGS

Primed Base

All are available in Flexible Moulding
Radius corners available
—Pictures are not to scale—




MDF BASE341M
9/16 X 5-1/4 **MONTEREY**



MDF BASE342M
9/16 X 6 **#175**



MDF BASE351M
9/16 X 3-1/4 **SIERRA**



MDF BASE354M
9/16 X 5-1/2 **BULLNOSE**



Primed Base

All are available in Flexible Moulding
Radius corners available
—Pictures are not to scale—



MDF BASE361-5M
9/16 X 5-1/4
SONOMA



MDF BASE365M
5/8 X 5-1/4
LANCASTER



MDF BASE375M
11/16 X 6
TUSCANY



MDF BASE387M-5
1/2 X 5-1/2 **ONE RADIUS EDGE**

MDF BASE 387M-4
1/2 X 4-1/2 **ONE RADIUS EDGE**

MDF BASE 387M-3
1/2 X 3-1/2 **ONE RADIUS EDGE**




MDF MOULDINGS

Primed Crown

All are available in Flexible Moulding
—Pictures are not to scale—




MDF CROWN402M 9/16 X 2-1/2 **BED MOLD**



MDF CROWN404M 9/16 X 2-5/8 **COLONIAL**



MDF CROWN405M 9/16 X 3-1/4 **COLONIAL**



MDF CROWN406M 9/16 X 4-1/4 **COLONIAL**



Primed Crown


All are available in Flexible Moulding
—Pictures are not to scale—




MDF CROWN409M 7/8 X 4-1/2 CORNICE



MDF CROWN410M-6 11/16 X 6 CHARLESTON



MDF CROWN451M 1-1/4 X 3-3/4 CORNICE




MDF CROWN412M 9/16 X 4-1/2 GEORGIAN




MDF MOULDINGS

Primed Crown

All are available in Flexible Moulding
—Pictures are not to scale—



MDF CROWN410M-4 9/16 X 4-1/4 **CHARLESTON**



MDF CROWN414M 9/16 X 5-1/4 **COLONIAL**



MDF CROWN419M 1 X 1-7/8 **CORNER MOLD**




MDF CROWN420M 9/16 X 1-7/8 **BED MOLD**




Primed Crown


All are available in Flexible Moulding
—Pictures are not to scale—



MDF CROWN422M 9/16 X 4-1/2 SAVANNAH



MDF CROWN423M 7/8 X 4-5/8 CAROLINA




MDF CROWN424M 1 X 6-1/2 CAROLINA




MDF MOULDINGS

Primed Crown

All are available in Flexible Moulding
—Pictures are not to scale—




MDF CROWN426M 9/16 X 3-7/16 **GEORGIAN**



MDF CROWN427M 3/4 X 6-1/2 **GEORGIAN**



MDF CROWN440M 1-3/8 X 2-3/4
CLASSIC PEDIMENT



MDF CROWN460M-5 3/4 X 5-1/4 **CRAFTSMAN**



Primed Chair Rail

All are available in Flexible Moulding
—Pictures are not to scale—



**MDF CHRRAIL649M 3/4 X 3
BEAD & BARREL**



MDF CHRRAIL651M 9/16 X 2-1/2



**MDF CHRRAIL653M 11/16 X 3
COLONIAL**

Primed Astragal

All are available in Flexible Moulding
—Pictures are not to scale—



MDF ASTR660M 11/16 X 1-5/8 FLAT ASTRAGAL



MDF MOULDINGS

Stool

—Pictures are not to scale—



MDF STOOL #990 11/16 X 4-3/4 **OGEE WINDOW STOOL**



MDF STOOL #991 11/16 X 6-3/4 **WINDOW STOOL**

Primed Tongue & Groove

—Pictures are not to scale—




MDF 2007LDF 5/8 X 5-1/2 **REVERSIBLE V-GROOVE/NICKEL GAP**




Primed Wall Cap

All are available in Flexible Moulding
—Pictures are not to scale—




MDF WALLCAP PRIMED 11/16 X 5-1/2 PRIMED #1101MBB (2EE)



MDF WALLCAP PRIMED S4S 11/16 X 7-1/4 #1103MBB (2EE)

Primed S4S

All are available in Flexible Moulding
—Pictures are not to scale—



MDF S4S1X4PRIMED 11/16 X 3-1/2 PRIMED#715MBB

1x3 11/16 X 2-1/2

1x5 11/16 X 4-1/2

1x6 11/16 X 5-1/2

1x8 11/16 X 7-1/4




STAIR PRODUCTS

Handrails

In Stock in Red Oak & Maple
Available with 1-1/4" or 1-3/4" plow
Other species available through special order




9100



8000

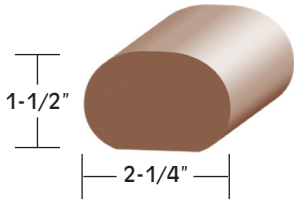


6010

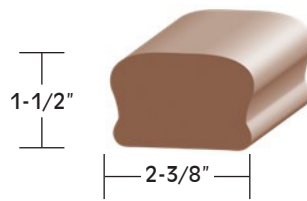


Non-Plowed Handrails

Available in Douglas Fir




927



925

Stair Rail Fittings and Shoe Rail

Available through special order



Shoe Rail



Upeasing




Volute



Quarterturn

Stair Treads

In Stock in Red Oak, White Oak & Maple
Unfinished glued-up bullnose stair treads: 1" x 11-1/2"





Handrail Brackets

In stock in different finishes: Antique Brass, Antique Nickel, Bright Brass, Black Matte, Oil Rubbed Bronze, Chrome & Satin Nickel



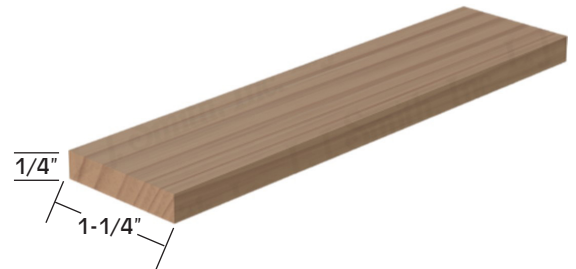
Wood Plugs

Available in Red Oak & Maple in 1/2" and 1"




Fillet

Available in Alder, Cherry, Maple, Red Oak & Poplar
Sizes in stock are 1/4" x 1-1/4" and 1/4" x 1-3/4"



Stair Bolts



Versa Tool



Nut and Washer Bolts: 3-1/2" & 5"



Balusters & Newels

All balusters and newels are available through special order and can be ordered in various wood species. Please speak to a sales representative to place an order based on your specific needs. Balusters can be ordered in wood and iron and are also available in different designs, lengths, and finishes.





Butcher Blocks In Stock

Size	Maple	Lyptus	Walnut
1-1/2" x 12" x 25"	✓		
1-1/2" x 18" x 25"	✓		
1-1/2" x 24" x 25"	✓		
1-1/2" x 30" x 25"	✓		
1-1/2" x 36" x 25"	✓		
1-1/2" x 48" x 25"	✓	✓	✓
1-1/2" x 60" x 25"	✓	✓	
1-1/2" x 60" x 30"	✓		
1-1/2" x 72" x 25"	✓	✓	✓
1-1/2" x 72" x 30"	✓		✓
1-1/2" x 72" x 36"	✓		✓
1-1/2" x 84" x 25"	✓	✓	
1-1/2" x 96" x 25"	✓	✓	✓
1-1/2" x 96" x 30"	✓		✓
1-1/2" x 96" x 36"	✓		✓
1-1/2" x 120" x 25"	✓		✓
1-1/2" x 144" x 25"	✓		



All countertops in stock are finished with a food safe, urethane-based, satin finish.
Custom sizes available through special order.



EMMET'S GOOD STUFF & ELIXIR | CUTTING BOARDS

Wood finish and cutting board wood conditioner in stock. Emmet's 'Good Stuff' available in **1 pint** and **1 quart** cans. Emmet's 'Elixir' available in **4 ounce** and **16 ounce** bottles.

Emmet's 'Good Stuff' is a urethane gel for raw or unfinished wood surfaces. It is food safe and offers a clear, protective, satin finish resistant to moisture, stains, and most cleaning products.



Emmet's *Elixir Wood Conditioner* has a food safe formulation of rosemary and beeswax and is used to preserve cutting boards and bread boards strong and durable.

Bread Boards *In Stock*

Size	Alder
3/4" x 14" x 20"	✓
3/4" x 16" x 20"	✓
3/4" x 18" x 20"	✓
3/4" x 20" x 20"	✓
3/4" x 14" x 22"	✓
3/4" x 16" x 22"	✓
3/4" x 18" x 22"	✓
3/4" x 20" x 22"	✓






Please come on in to discuss your cabinet door requirements.
Each door order is different and requires time to
adequately determine your specific needs.



DRAWER & CABINET PRODUCTS

Prefinished Drawer Sides *In Stock*

Size	White Birch w/groove	Baltic	White Vinyl w/groove
1/2" x 4" x 96"	✓		✓
1/2" x 5" x 96"			✓
1/2" x 6" x 96"	✓		✓
1/2" x 7" x 96"			✓
1/2" x 8" x 96"	✓		✓
1/2" x 10" x 96"			✓
1/2" x 4" x 60"		✓	
1/2" x 6" x 60"		✓	
1/2" x 8" x 60"		✓	
1/2" x 12" x 60"		✓	



1/2" White Birch drawer sides with groove



Custom built drawer boxes can be ordered

Drawer Slides

In stock: Full Extension Side-Mount, & Under-Mount

Blum: Soft-Close undermount drawer slides in sizes 12", 15", 18", 21" and 24" with adjustable locking devices, rear mounting bracket, and 1" spacers.



Side Mount: Full extension, 100-lb rated in sizes 10", 12", 14", 16", 18", 20", 22", 24", 26", 28"

Soft-Close Side Mount: Full extension, 100-lb rated in sizes 14", 16", 18", 20", 22", 24"





Hinges

European Style hinges in stock and other specialty hardware available through special order



110° Straight Arm Hinge
(Regular or Soft Close)



120° Straight Arm Hinge



170° Lazy Susan Hinge

Mounting Plates

FACE FRAME

0mm (5/8")

3mm (1/2")

6mm (3/8")

EURO

0mm (3/4")

3mm (1/2")


6mm (1/2")

9mm (3/8")

18mm (for inset hinge)



0mm Face Frame Hinge Plate



0mm Euro Hinge Plate



110° Straight Arm Soft Close
0mm Face Frame Hinge Plate



170° Lazy Susan Hinge
0mm Euro Hinge Plate



Chrome Oval Pole & Rosettes

Chrome Oval Pole & Rosettes
Dimensions: 1-1/8" x 5/8"
Available in 8' and 12' lengths



Screw-On Oval Rosettes



White & Clear
5mm



Spoon & L-Clip
5mm & 1/4"

Chrome Full Round Pole & Rosettes

Diameter 1-5/16" Available in 8' and 12' lengths –
Open and Closed Rosettes



Chrome Rosettes



Douglas Fir Pole & Rosettes

1-3/8" *Random Lengths
Open and Closed Rosettes



Wooden Rosettes



Plastic Rosettes



White Melamine

Edge Banded, predrilled or non-drilled



- 3/4" x 12" x 96"
- 3/4" x 16" x 96"
- 3/4" x 24" x 96"

MDF

Unprimed Medium Density Fiberboard shelving material



- 3/4" x 12" x 8'
- 3/4" x 16" x 8'
- 3/4" x 24" x 8'

Hookstrip

- MDF: 5/8" x 3-1/4"
- Melamine: 3/4" x 3-3/4" x 96"





HARDWOOD MOULDING INDEX

		Red Oak	Poplar	Cherry	Maple	Alder	D. Fir	Walnut
100	Casing	X	X					
101	Casing	X	X	X	X	X		
102	Casing	X	X	X	X	X		
104	Casing	X	X	X	X	X		
107	Casing	X	X		X			
107B	Casing	X	X	X	X			
108	Casing	X	X	X	X	X		
109	Casing	X	X	X	X	X		
111	Casing	X	X	X	X	X	X	
201	Base	X	X	X	X			
202	Base	X	X		X	X		
203	Base	X	X		X			
204	Base	X	X	X	X	X		
205	Base	X	X			X		
206	Base	X	X	X	X	X		
207	Base	X	X					
210	Base	X	X					
212	Base	X	X	X	X	X		
225A	Base	X	X	X				X
225	Base	X	X	X		X	X	
300	Crown	X	X	X	X	X		X
301	Crown	X	X	X	X	X		X
302	Crown	X	X	X	X	X		X
304	Crown	X	X	X	X	X		X
305	Crown	X	X	X	X	X		X
311	Crown	X	X	X	X	X		X
313	Crown	X	X	X	X	X		
314	Crown	X	X	X	X	X		
315	Crown	X	X	X	X	X		
316	Crown	X	X	X	X	X		
317	Crown	X	X	X	X	X		

HARDWOOD MOULDING INDEX



		Red Oak	Poplar	Cherry	Maple	Alder	D. Fir	Walnut
401	Plant On	X	X					
401A	Plant On	X	X	X	X	X		
402	Plant On	X	X					
402A	Plant On	X	X		X	X		
404	Plant On	X	X	X	X	X		X
405	Plant On	X	X	X	X	X		
406	Plant On	X	X	X	X	X		
407	Plant On	X	X	X	X	X		X
407B	Plant On	X	X	X	X	X		X
408	Plant On	X	X	X	X			
409	Plant On	X	X	X	X	X		X
410	Plant On	X	X	X	X	X		
411	Plant On	X	X		X	X	X	X
411A	Plant On	X	X	X	X	X	X	X
412	Plant On	X	X	X	X	X		X
413	Plant On	X	X	X	X	X		
413A	Plant On	X	X		X	X		
414	Plant On	X	X		X	X		
415	Plant On	X	X	X	X	X		
415A	Plant On	X	X	X	X	X		X
416	Plant On	X	X	X	X	X		X
417	Plant On	X	X		X	X		
419	Plant On	X	X	X	X	X		
420	Plant On	X	X	X	X	X		X
421	Plant On	X	X	X	X	X		X
422	Plant On	X	X	X	X	X		X
423	Plant On	X	X	X	X	X		
425	Plant On	X	X	X	X	X		
426	Plant On	X	X					
429	Plant On	X	X	X	X	X		X
430	Plant On	X	X	X	X	X		
431	Plant On	X	X	X	X	X		
431B	Plant On	X	X		X			
104	Chair Rail	X	X	X	X	X		
503	Chair Rail	X	X	X	X	X		
501	Chair Rail	X	X		X			
502	Chair Rail	X	X		X	X		



HARDWOOD MOULDING INDEX

		Red Oak	Poplar	Cherry	Maple	Alder	D. Fir	Walnut	Pine
601	Bar Rail	X		X	X	X			
606	Astragal	X		X	X				
1X6	T&G		X		X	X	X	X	
1X4	T&G						X		
710	T&G	X	X	X	X	X		X	
S4S (Surfaced 4 Sides)									
	S4S 1X2	X	X		X	X			
	S4S 1X3	X	X		X	X			
	S4S 1X4	X	X		X	X	X	X	X
	S4S 1X6	X	X		X	X	X	X	X
	S4S 1X8	X	X				X	X	X
	S4S 1X10						X		X
	S4S 1X12						X	X	X
	S4S 2X4						X	X	
	S4S 2X5						X		
	S4S 2X6						X		
	S4S 2X8							X	
	S4S 2X12						X		X